




KUT50



Terminal Type - KUT50 , Feed-through terminal block, nominal voltage: 1000 V, nominal current: 150 A, connection method: Screw connection, number of connections: 2, Rated cross section: 50 mm², AWG: 6 - 2/0 , mounting type: TS35/7.5 , TS35/15 , and TS32

Product Accessories

DIN Rail Perforated		
CHKDS	Height : 15.00 mm Width : 35.00 mm Thickness : 1.50 mm	
CHKS	Height : 7.50 mm Width : 35.00 mm Thickness : 1.00 mm	
CHS	Height : 15.00 mm Width : 32.00 mm Thickness : 1.50 mm	
DIN Rail, Unperforated		
CHKD	Height : 15.00 mm Width : 35.00 mm Thickness : 1.50 mm	
CHK	Height : 7.50 mm Width : 35.00 mm Thickness : 1.00 mm	
End Cap		
CHKENDCAP	Height : 14.00 mm Width : 9.00 mm Length : 41.50 mm	
End Clamp		
SCUDD	Height : 50.00 mm Width : 10.00 mm Length : 55.60 mm	
SCUSL	Height : 41.10 mm Width : 8.00 mm Length : 47.50 mm	
SCUN	Height : 35.50 mm Width : 9.50 mm Length : 50.60 mm	

Fixed Bridge		
CCLA50-2W	Height : 25.00 mm Pitch : 20.50 mm Length : 37.00 mm	
CCLA50-3W	Height : 25.00 mm Pitch : 20.50 mm Length : 57.50 mm	
CCLA50-5W	Height : 25.00 mm Pitch : 20.50 mm Length : 98.50 mm	

Marker For Terminal Blocks		
LABEL KN17	Width : 17.00 mm	

Marker carriers		
SCUDDMLH	Height : 71.50 mm Width : 10.00 mm Length : 55.60 mm	
SCUNMLH	Height : 53.50 mm Width : 9.50 mm Length : 50.60 mm	

Tap Terminal		
KTT6	Height : 31.00 mm Width : 28.00 mm	