


SQF4



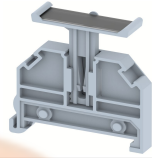
Terminal Type - SQF4 , Fuse Terminal block, nominal voltage: 1000 V, nominal current: 10 A, Rated cross section: 4.0 mm² ,suitable size of cartridge fuse : 5X20 mm , connection method: Spring Cage connection, number of connections: 2, cross section: 0.08 mm² - 6 mm², AWG: 24-10 , mounting type: TS 35/7.5, TS 35/15

Product Accessories

DIN Rail Perforated		
CHKDS	Height : 15.00 mm Width : 35.00 mm Thickness : 1.50 mm	
CHKS	Height : 7.50 mm Width : 35.00 mm Thickness : 1.00 mm	
DIN Rail, Unperforated		
CHKD	Height : 15.00 mm Width : 35.00 mm Thickness : 1.50 mm	
CHK	Height : 7.50 mm Width : 35.00 mm Thickness : 1.00 mm	
End Cap		
CHKENDCAP	Height : 14.00 mm Width : 9.00 mm Length : 41.50 mm	
End Clamp		
SCUP	Height : 34.00 mm Length : 44.75 mm	
SCUSL	Height : 41.10 mm Width : 8.00 mm Length : 47.50 mm	
SCUDD	Height : 50.00 mm Width : 10.00 mm Length : 55.60 mm	
DCKN	Height : 33.00 mm Width : 6.00 mm Length : 43.50 mm	

End Clamp		
DCKN10	Height : 35.00 mm Width : 10.00 mm Length : 43.50 mm	
SCKN	Height : 34.50 mm Width : 8.00 mm Length : 44.90 mm	
SCUN	Height : 35.50 mm Width : 9.50 mm Length : 50.60 mm	
Marker For Terminal Blocks		
LABEL KN5.5	Width : 6.00 mm	
Partition Plate		
DBF-6	Height : 75.00 mm Width : 3.00 mm Length : 85.00 mm	
Plug-in Bridge/Jumper		
SLPU6-2W	Height : 26.00 mm Width : 10.15 mm Pitch : 6.00 mm	
SLPU6-10W	Height : 26.00 mm Width : 58.15 mm Pitch : 6.00 mm	
SLPU6-3W	Height : 26.00 mm Width : 16.15 mm Pitch : 6.00 mm	
SLPU6-4W	Height : 26.00 mm Width : 22.15 mm Pitch : 6.00 mm	
SLPU6-5W	Height : 26.00 mm Width : 28.15 mm Pitch : 6.00 mm	

Plug-in Bridge/Jumper		
SLPU6-6W	Height : 26.00 mm Width : 34.15 mm Pitch : 6.00 mm	

Marker carriers		
SCUDDMLH	Height : 71.50 mm Width : 10.00 mm Length : 55.60 mm	
SCUNMLH	Height : 53.50 mm Width : 9.50 mm Length : 50.60 mm	
DCKNMLH	Height : 45.50 mm Width : 6.00 mm Length : 43.50 mm	
SCKNMLH	Height : 45.50 mm Width : 8.00 mm Length : 44.90 mm	