


CUT10

Terminal Type - CUT10 , Feed-through terminal block, nominal voltage: 750 V, nominal current: 57 A, Rated cross-section - 10.0 mm², connection method: Screw connection, number of connections: 2, cross section: 1.5 mm² - 16 mm², mounting type: TS32



Approvals

CE

General Information

Product Name	CUT10
Connection Method	Screw Connection
Rating	750 V/57 A/10 mm ² /1.2 Nm
HSN Number	85389000
Standard Packing Qty(in No)	100
Country Of Origin	India
Screw thread	M4

Dimensions & Weight

Width	10 mm	0.39 inch
Length	40 mm	1.57 inch
Height	49 mm	1.93 inch
Weight of std. Packing Unit	2.1 Kg	

Material Data

Insulating Material	Polyamide 6,6
Standard Colour	Khakhi
Colour Variants	Red , Yellow , Blue , Black ,

Rated Conductor Size

Conductor cross section flexible min	1.5 mm ²
Conductor cross section flexible max	10 mm ²
Conductor cross section solid min	1.5 mm ²
Conductor cross section solid max	16 mm ²

Ratings - IEC

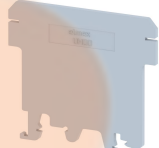
Connection in acc. with standard	IEC 60947-7-1
Nominal Voltage U_n	750 V
Nominal Current I_n	57 A
Nominal cross section	10 mm ²
Short-time current	1.2 kA
Rated surge voltage	8 kV
Degree of pollution	3

Product Accessories

Cover Profile

PCK3	Height : 28.00 mm Width : 58.35 mm Thickness : 1.00 mm	
------	--	---





Cover Profile Carrier

UHDD	Height : 74.50 mm Thickness : 2.00 mm Length : 55.82 mm	
------	---	--

DIN Rail Perforated

CHS	Height : 15.00 mm Width : 32.00 mm Thickness : 1.50 mm	
-----	--	---

End Clamp

SCS	Height : 26.90 mm Length : 21.00 mm	
SCSN	Height : 31.00 mm Width : 8.40 mm Length : 27.00 mm	
SCUP	Height : 34.00 mm Length : 44.75 mm	
SCUSL	Height : 41.10 mm Width : 8.00 mm Length : 47.50 mm	

End Clamp		
SCUDD	Height : 50.00 mm Width : 10.00 mm Length : 55.60 mm	
SCUN	Height : 35.50 mm Width : 9.50 mm Length : 50.60 mm	
End Cover		
EPX	Height : 48.60 mm Width : 2.00 mm Length : 39.60 mm	
Fixed Bridge		
CCLA10-2W	Height : 20.00 mm Pitch : 10.00 mm Length : 17.30 mm	
CCLA10-10W	Height : 20.00 mm Pitch : 10.00 mm Length : 97.50 mm	
CCLA10-3W	Height : 20.00 mm Pitch : 10.00 mm Length : 27.30 mm	
CCLA10-4W	Height : 20.00 mm Pitch : 10.00 mm Length : 37.30 mm	
CCLA10-5W	Height : 20.00 mm Pitch : 10.00 mm	
CCLA10-6W	Height : 20.00 mm Pitch : 10.00 mm Length : 57.40 mm	
CCLA10-7W	Height : 20.00 mm Pitch : 10.00 mm Length : 67.40 mm	
CCLA10-8W	Height : 20.00 mm Pitch : 10.00 mm Length : 77.40 mm	

Insertion Bridge		
SLC10N-2W	Width : 17.50 mm Pitch : 10.00 mm Length : 26.50 mm	
SLC10N-10W	Width : 97.50 mm Pitch : 10.00 mm Length : 26.50 mm	
SLC10N-4W	Width : 37.50 mm Pitch : 10.00 mm Length : 26.50 mm	
SLC10N-6W	Width : 57.50 mm Pitch : 10.00 mm Length : 26.50 mm	
Partition Plate		
KBXF	Height : 53.40 mm Thickness : 1.50 mm Length : 54.00 mm	
Switching Jumper		
LSR10-16	Width : 6.00 mm	
RSL10	Thickness : 1.60 mm Pitch : 10.00 mm Length : 17.00 mm	
Warning Label		
WL10	Width : 28.00 mm Thickness : 1.50 mm Length : 39.00 mm	
Marker carriers		
GMC	Height : 48.00 mm Width : 39.00 mm Thickness : 1.00 mm Length : 38.00 mm	
SCUDDMLH	Height : 71.50 mm Width : 10.00 mm Length : 55.60 mm	

Marker carriers

SCUNMLH	Height : 53.50 mm Width : 9.50 mm Length : 50.60 mm	
---------	---	---

