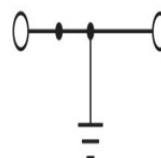



## PGQ2.5

Terminal Type - PGQ2.5, Ground modular terminal block , Rated cross section: 2.5 mm<sup>2</sup> , connection method: push in connection , number of connections: 2, cross section: 0.08 mm<sup>2</sup> - 4 mm<sup>2</sup>, AWG: 24-12 , mounting type: TS 35/7.5, TS 35/15



### Approvals



### General Information

Product Name	PGQ2.5
Connection Method	Push In Connection
Rating	NAP V/NAP A/2.5 mm <sup>2</sup> /NAP Nm
HSN Number	85389000
Standard Packing Qty(in No)	100
Country Of Origin	India
Screw thread	NAP

### Dimensions & Weight

Width	5 mm	0.2 inch
Length	50.7 mm	2 inch
Height	36 mm	1.42 inch
Weight of std. Packing Unit	0.99 Kg	

### Material Data

Insulating Material	Polyamide 6,6
Standard Colour	Green - Yellow
Colour Variants	

### Rated Conductor Size

Conductor cross section flexible min	0.08 mm <sup>2</sup>
Conductor cross section flexible max	2.5 mm <sup>2</sup>
Conductor cross section solid min	0.08 mm <sup>2</sup>
Conductor cross section solid max	4 mm <sup>2</sup>

### Ratings - IEC

Connection in acc. with standard	IEC 60947-7-2
Nominal Voltage $U_n$	NAP V
Nominal Current $I_n$	NAP A
Nominal cross section	2.5 mm <sup>2</sup>
Short-time current	0.3 kA
Rated surge voltage	NAV kV
Degree of pollution	3

### Ratings - ATEX

ATEX Standard	
ATEX Nominal Voltage $U_n$	0 V
ATEX Nominal Current $I_n$	A
ATEX Cross Sec. Flexible Max.	mm <sup>2</sup>

### Ratings - CSA


CSA Standard	CSA C22.2 NO 158
B - CSA Nominal Voltage $U_N$	0 V
B - CSA Nominal Current $I_N$	0 A
B - CSA Wire Min	24 AWG
B - CSA Wire Max	12 AWG

### Ratings - UL











UL Standard	UL 1059
B - UL Nominal Voltage $U_N$	0 V
B - UL Nominal Current $I_N$	0 A
B - UL Wire Min	24 AWG
B - UL Wire Max	12 AWG

### Product Accessories

#### DIN Rail Perforated

CHKDS	Height : 15.00 mm Width : 35.00 mm Thickness : 1.50 mm	
CHKS	Height : 7.50 mm Width : 35.00 mm Thickness : 1.00 mm	

<b>DIN Rail, Unperforated</b>		
CHKD	Height : 15.00 mm Width : 35.00 mm Thickness : 1.50 mm	
CHK	Height : 7.50 mm Width : 35.00 mm Thickness : 1.00 mm	
<b>End Cap</b>		
CHKENDCAP	Height : 14.00 mm Width : 9.00 mm Length : 41.50 mm	
<b>End Clamp</b>		
SCUP	Height : 34.00 mm Length : 44.75 mm	
SCUSL	Height : 41.10 mm Width : 8.00 mm Length : 47.50 mm	
SCUDD	Height : 50.00 mm Width : 10.00 mm Length : 55.60 mm	
DCKN	Height : 33.00 mm Width : 6.00 mm Length : 43.50 mm	
DCKN10	Height : 35.00 mm Width : 10.00 mm Length : 43.50 mm	
SCKN	Height : 34.50 mm Width : 8.00 mm Length : 44.90 mm	
SCUN	Height : 35.50 mm Width : 9.50 mm Length : 50.60 mm	

<b>End Cover</b>		
CSP2.5	Height : 22.70 mm Width : 2.00 mm Length : 50.70 mm	
<b>Marker For Terminal Blocks</b>		
LABEL KN5	Width : 5.00 mm	
<b>Partition Plate</b>		
DBF-1	Height : 31.40 mm Width : 3.00 mm Length : 60.00 mm	
<b>Plug-in Bridge/Jumper</b>		
SLPU5-2W	Height : 26.00 mm Width : 9.15 mm Pitch : 5.00 mm	
SLPU5-3W	Height : 26.00 mm Width : 14.15 mm Pitch : 5.00 mm	
SLPU5-10W	Height : 26.00 mm Width : 49.15 mm Pitch : 5.00 mm	
SLPU5-4W	Height : 26.00 mm Width : 19.15 mm Pitch : 5.00 mm	
SLPU5-5W	Height : 26.00 mm Width : 24.15 mm Pitch : 5.00 mm	
SLPU5-6W	Height : 26.00 mm Width : 29.15 mm Pitch : 5.00 mm	
SLPU5-7W	Height : 26.00 mm Width : 34.15 mm Pitch : 5.00 mm	

Marker carriers		
SCUDDMLH	Height : 71.50 mm Width : 10.00 mm Length : 55.60 mm	
SCUNMLH	Height : 53.50 mm Width : 9.50 mm Length : 50.60 mm	
DCKNMLH	Height : 45.50 mm Width : 6.00 mm Length : 43.50 mm	
SCKNMLH	Height : 45.50 mm Width : 8.00 mm Length : 44.90 mm	

